

NEW PRACTICE MEMBER APPLICATION

Name _____ Date of Birth ____ / ____ / ____ Age ____ Male Female

Address _____ City _____ State _____ Zip _____

Phone: Cell _____ Home _____ Cellular Provider _____

Email Address _____

Occupation _____ Employer's Name _____

Are you a student? YES NO Have you ever been in the military? YES NO

Single Married Divorced Widowed Spouse's Name _____

Number of Children _____ Names, Ages & Gender _____

Who may we thank for referring you? _____

LIST THE HEALTH CONCERNS THAT BROUGHT YOU INTO THIS OFFICE

Health Concern: List according to severity	Rate of Severity 0 = no pain 10 = unbearable	When did this problem start?	Have you had the problem before? If so, when?	Did the problem begin with an injury?	Are symptoms constant (C) or intermittent (I)?
Primary: _____	_____	_____	_____	_____	_____
Second: _____	_____	_____	_____	_____	_____
Third: _____	_____	_____	_____	_____	_____
Fourth: _____	_____	_____	_____	_____	_____

HAVE YOU EVER SEEN OTHER DOCTORS FOR THESE CONDITIONS? YES NO

CHIROPRACTOR? _____ MEDICAL DOCTOR? _____ OTHER _____

WHO AND WHEN? _____

WHAT WERE THE RESULTS? FAVORABLE UNFAVORABLE (please explain) _____

PLEASE MARK "P" FOR IN THE PAST, OR MARK "C" FOR CURRENTLY HAVE:

- ___ Headaches ___ Ear Infections ___ Sinus Issues ___ Kidney Problems ___ Sexual Dysfunction
- ___ Migraines ___ Hearing Loss ___ Frequent Colds ___ Bladder Problems ___ Sleep Problems
- ___ Neck Pain ___ Ringing in the Ears ___ Thyroid Issues ___ Menstrual Problems ___ Tight/Sore Muscles
- ___ Shoulder Pain ___ Dizziness ___ Asthma ___ Prostate Problems ___ Sports Injury
- ___ Arm Pain ___ Loss of Energy ___ Chest Pain ___ Infertility ___ TMJ/Jaw Pain
- ___ Upper Back Pain ___ Nervousness ___ Heart Problems ___ Fibromyalgia ___ Arthritis/Joint Pain
- ___ Mid Back Pain ___ Double/Blurry Vision ___ Nausea ___ Epilepsy/Convulsions ___ GERD/Gastric Reflux
- ___ Lower Back Pain ___ Anxiety ___ Ulcers ___ Tremors ___ Numb/Tingling in Arms/Hands
- ___ Hip/Leg Pain ___ ADD/ADHD ___ Digestive Issues ___ Disc Problems ___ Numb/Tingling in Legs/Feet
- ___ Sciatica ___ Loss of Balance ___ Diarrhea ___ Scoliosis ___ Stomach Problems
- ___ Knee Pain ___ Depression ___ Constipation ___ Poor Posture ___ High/Low Blood Pressure
- ___ Foot Pain ___ Allergies ___ Bed Wetting ___ Skin Problems ___ Difficulty Breathing

Other: _____

PLEASE MARK "P" FOR IN THE PAST, OR MARK "C" FOR CURRENTLY HAVE:

___ STROKE ___ CANCER ___ HEART ATTACK ___ SPINAL SURGERY ___ SEIZURES ___ SPINAL BONE FRACTURE
 ___ SCOLIOSIS ___ DIABETES ___ OSTEOARTHRITIS ___ RHEUMATOID ARTHRITIS ___ OTHER CONDITIONS/DISEASES

LIST ALL SURGICAL OPERATIONS AND YEARS: _____

LIST ANY OTHER INJURIES TO YOUR SPINE, MINOR OR MAJOR, THAT THE DOCTOR SHOULD KNOW ABOUT:

LIST ALL OVER THE COUNTER & PRESCRIPTION MEDICATIONS YOU ARE ON: _____

WHEN WAS YOUR LAST AUTO ACCIDENT? _____

HAVE YOU HAD PREVIOUS CHIROPRACTIC CARE? YES NO

IF YOU HAVE, DR. & DATE _____

HAVE YOU EVER BEEN KNOCKED UNCONSCIOUS? YES NO FRACTURED A BONE? YES NO

IF YES TO EITHER OF THE ABOVE, PLEASE DESCRIBE: _____

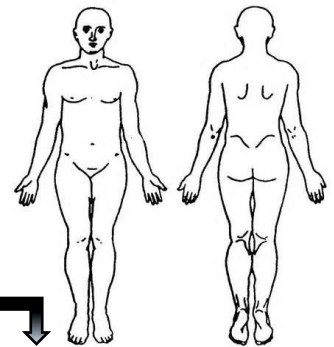
OTHER TRAUMA: _____

SOCIAL HISTORY

- 1. SMOKING: How often? Daily Weekends Occasionally Never
- 2. ALCOHOL: How often? Daily Weekends Occasionally Never
- 2. EXERCISE: How often? Daily Weekends Occasionally Never
- 3. How does your present problem affect the following: HOBBIES – RECREATIONAL ACTIVITIES – EXERCISE

*PLEASE MARK the areas on the diagram with the following LETTERS to describe your symptoms:
 R = Radiating B = Burning D = Dull A = Aching N = Numbness S = Sharp/Stabbing T = Tingling

What relieves your symptoms? _____
 What makes them feel worse? _____



List Your Current Health Goals Below



<u>HEALTH GOAL</u>	<u>DATE TO ACCOMPLISH</u>	<u>SIGNIFICANCE OF GOAL</u>
Ex: <u>Get rid of my headaches</u>	<u>1/1/2016</u>	<u>I want to play with my kids without pain, be able to spend more time with my family and have more energy.</u>
1. _____	_____	_____
2. _____	_____	_____
3. _____	_____	_____

ACTIVITIES OF DAILY LIVING

Please identify how your current condition is affecting your ability to carry out activities that are routinely part of your life:

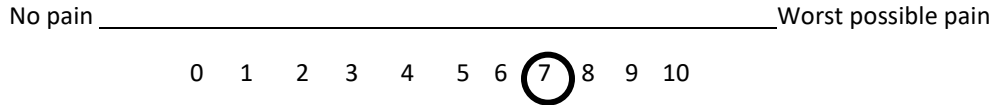
<u>ACTIVITY:</u>	<u>EFFECT:</u>			
Carrying Groceries	<input type="checkbox"/> No Effect	<input type="checkbox"/> Painful (can do)	<input type="checkbox"/> Painful (limits)	<input type="checkbox"/> Unable to Perform
Sit to Stand	<input type="checkbox"/> No Effect	<input type="checkbox"/> Painful (can do)	<input type="checkbox"/> Painful (limits)	<input type="checkbox"/> Unable to Perform
Climbing Stairs	<input type="checkbox"/> No Effect	<input type="checkbox"/> Painful (can do)	<input type="checkbox"/> Painful (limits)	<input type="checkbox"/> Unable to Perform
Pet Care	<input type="checkbox"/> No Effect	<input type="checkbox"/> Painful (can do)	<input type="checkbox"/> Painful (limits)	<input type="checkbox"/> Unable to Perform
Driving	<input type="checkbox"/> No Effect	<input type="checkbox"/> Painful (can do)	<input type="checkbox"/> Painful (limits)	<input type="checkbox"/> Unable to Perform
Extended Computer Use	<input type="checkbox"/> No Effect	<input type="checkbox"/> Painful (can do)	<input type="checkbox"/> Painful (limits)	<input type="checkbox"/> Unable to Perform
Household Chores	<input type="checkbox"/> No Effect	<input type="checkbox"/> Painful (can do)	<input type="checkbox"/> Painful (limits)	<input type="checkbox"/> Unable to Perform
Lifting Children	<input type="checkbox"/> No Effect	<input type="checkbox"/> Painful (can do)	<input type="checkbox"/> Painful (limits)	<input type="checkbox"/> Unable to Perform
Dressing	<input type="checkbox"/> No Effect	<input type="checkbox"/> Painful (can do)	<input type="checkbox"/> Painful (limits)	<input type="checkbox"/> Unable to Perform
Shaving	<input type="checkbox"/> No Effect	<input type="checkbox"/> Painful (can do)	<input type="checkbox"/> Painful (limits)	<input type="checkbox"/> Unable to Perform
Sexual Activities	<input type="checkbox"/> No Effect	<input type="checkbox"/> Painful (can do)	<input type="checkbox"/> Painful (limits)	<input type="checkbox"/> Unable to Perform
Sleep	<input type="checkbox"/> No Effect	<input type="checkbox"/> Painful (can do)	<input type="checkbox"/> Painful (limits)	<input type="checkbox"/> Unable to Perform
Static Sitting	<input type="checkbox"/> No Effect	<input type="checkbox"/> Painful (can do)	<input type="checkbox"/> Painful (limits)	<input type="checkbox"/> Unable to Perform
Static Standing	<input type="checkbox"/> No Effect	<input type="checkbox"/> Painful (can do)	<input type="checkbox"/> Painful (limits)	<input type="checkbox"/> Unable to Perform
Walking	<input type="checkbox"/> No Effect	<input type="checkbox"/> Painful (can do)	<input type="checkbox"/> Painful (limits)	<input type="checkbox"/> Unable to Perform
Washing/Bathing	<input type="checkbox"/> No Effect	<input type="checkbox"/> Painful (can do)	<input type="checkbox"/> Painful (limits)	<input type="checkbox"/> Unable to Perform
Sweeping/Vacuuming	<input type="checkbox"/> No Effect	<input type="checkbox"/> Painful (can do)	<input type="checkbox"/> Painful (limits)	<input type="checkbox"/> Unable to Perform
Dishes	<input type="checkbox"/> No Effect	<input type="checkbox"/> Painful (can do)	<input type="checkbox"/> Painful (limits)	<input type="checkbox"/> Unable to Perform
Laundry	<input type="checkbox"/> No Effect	<input type="checkbox"/> Painful (can do)	<input type="checkbox"/> Painful (limits)	<input type="checkbox"/> Unable to Perform
Yard work	<input type="checkbox"/> No Effect	<input type="checkbox"/> Painful (can do)	<input type="checkbox"/> Painful (limits)	<input type="checkbox"/> Unable to Perform
Garbage	<input type="checkbox"/> No Effect	<input type="checkbox"/> Painful (can do)	<input type="checkbox"/> Painful (limits)	<input type="checkbox"/> Unable to Perform
Concentration (Reading)	<input type="checkbox"/> No Effect	<input type="checkbox"/> Painful (can do)	<input type="checkbox"/> Painful (limits)	<input type="checkbox"/> Unable to Perform
Other: _____	<input type="checkbox"/> No Effect	<input type="checkbox"/> Painful (can do)	<input type="checkbox"/> Painful (limits)	<input type="checkbox"/> Unable to Perform
Other: _____	<input type="checkbox"/> No Effect	<input type="checkbox"/> Painful (can do)	<input type="checkbox"/> Painful (limits)	<input type="checkbox"/> Unable to Perform

Signature: _____ Date ____ / ____ / ____

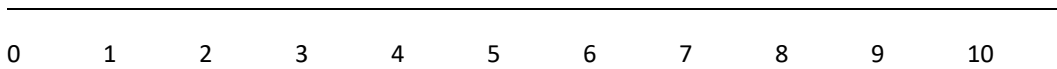
QUADRUPLE VISUAL ANALOGUE SCALE (QVAS)

Please **circle** the number that best describes the question asked. If you have more than one complaint, please answer each question for each individual complaint and indicate the score of each complaint.

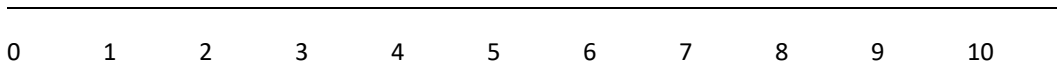
EXAMPLE:



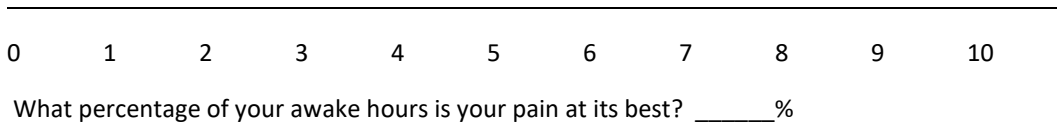
1. How would you rate your pain RIGHT NOW?



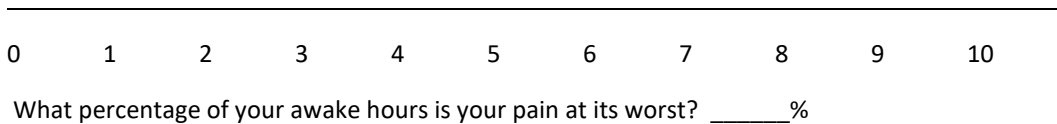
2. What is your typical or AVERAGE pain?



3. What is your pain level at its BEST? (How close to 0 does your pain get at its best?)



4. What is your pain level at its WORST? (How close to 10 does your pain get at its worst?)



Practice Member Name: _____ Date: _____

Score: Q1 ___ + Q2 ___ + Q4 ___ = ___ / 3x10 = ___ (Low Intensity = <50; High Intensity = >50)

INFORMED CONSENT FOR CHIROPRACTIC CARE

CHIROPRACTIC CARE, LIKE ALL FORMS OF HEALTH CARE WHILE OFFERING CONSIDERABLE BENEFITS MAY ALSO PROVIDE SOME LEVEL OF RISK. THIS LEVEL OF RISK IS MOST OFTEN VERY MINIMAL, YET IN RARE CASES, INJURY HAS BEEN ASSOCIATED WITH CHIROPRACTIC CARE. THE TYPES OF COMPLICATIONS THAT HAVE BEEN REPORTED SECONDARY TO CHIROPRACTIC CARE INCLUDE: SPRAIN/STRAIN INJURIES, IRRITATION OF A DISC CONDITION, AND RARELY, FRACTURES. ONE OF THE RAREST COMPLICATIONS ASSOCIATED WITH CHIROPRACTIC CARE OCCURRING AT A RATE BETWEEN ONE INSTANCE PER ONE MILLION TO ONE PER TWO MILLION CERVICAL SPINE (NECK) ADJUSTMENTS MAY BE A VERTEBRAL INJURY THAT COULD LEAD TO A STROKE.

PRIOR TO RECEIVING CHIROPRACTIC CARE IN THE CHIROPRACTIC OFFICE, A HEALTH HISTORY AND PHYSICAL EXAMINATION WILL BE COMPLETED. THESE PROCEDURES ARE PERFORMED TO ASSESS YOUR SPECIFIC CONDITIONS, YOUR OVERALL HEALTH AND IN PARTICULAR YOUR SPINAL HEALTH. THESE PROCEDURES WILL ASSIST US IN DETERMINING IF CHIROPRACTIC CARE IS NEEDED, OR IF ANY FURTHER EXAMINATIONS OR STUDIES ARE NEEDED. IN ADDITION, THEY WILL HELP US DETERMINE IF THERE IS ANY REASON TO MODIFY YOUR CARE OR PROVIDE YOU WITH A REFERRAL TO ANOTHER HEALTH CARE PROVIDER. ALL RELEVANT FINDING WILL BE REPORTED TO YOU ALONG WITH A CARE PLAN PRIOR TO BEGINNING CARE.

I UNDERSTAND AND ACCEPT THAT THERE ARE RISKS ASSOCIATED WITH CHIROPRACTIC CARE AND GIVE CONSENT TO THE EXAMINATION THAT THE DOCTOR DEEMS NECESSARY AND THE CHIROPRACTIC CARE, INCLUDING SPINAL ADJUSTMENTS, AS REPORTED FOLLOWING MY ASSESSMENT.

PRINT PRACTICE MEMBERS NAME HERE

PRACTICE MEMBER'S SIGNATURE OR GUARDIAN SIGNATURE

DATE

IF THIS HEALTH PROFILE IS FOR A MINOR/CHILD, PLEASE FILL OUT AND SIGN BELOW

WRITTEN CONSENT FOR A CHILD

NAME OF PRACTICE MEMBER WHO IS A MINOR/CHILD _____

I AUTHORIZE DR. TAYLOR SIROIS AND ANY AND ALL RESTORATION CHIROPRACTIC STAFF TO PERFORM DIAGNOSTIC PROCEDURES, RADIOGRAPHIC EVALUATIONS, RENDER CHIROPRACTIC CARE AND PERFORM CHIROPRACTIC ADJUSTMENTS TO MY MINOR/CHILD.

AS OF THIS DATE, I HAVE THE LEGAL RIGHT TO SELECT AND AUTHORIZE HEALTH CARE SERVICES FOR MY MINOR/CHILD. IF MY AUTHORITY TO SELECT AND AUTHORIZE CARE IS REVOKED OR ALTERED, I WILL IMMEDIATELY NOTIFY RESTORATION CHIROPRACTIC.

DATE

GUARDIAN SIGNATURE AND RELATIONSHIP TO MINOR/CHILD

WITNESS SIGNATURE (OFFICE STAFF)

DATE

TERMS OF ACCEPTANCE

In order to provide for the most effective healing environment, most effective application of chiropractic procedures, and the strongest possible doctor-practice member relationship, it is our wish to provide each practice member with a set of parameters and declarations that will facilitate the goal of optimum health through chiropractic.

To that end, we ask that you acknowledge the following point regarding chiropractic care and the services that are offered through this clinic:

- A. Chiropractic is a very specific science, authorized by law to address spinal health concerns and needs. Chiropractic is a separate and distinct science, art and practice. It is not the practice of medicine.
- B. Chiropractic seeks to maximize the inherent healing power of the human body by restoring normal nerve functions through the adjustment of spinal subluxation(s). Subluxations are deviations from normal spinal structures and configurations that interfere with normal nerve process.
- C. The chiropractic adjustment process, as defined in the law of this jurisdiction, involves the application of a specific directional thrust to a region or regions of the spine with the specific intent of re-positioning misaligned spinal segments. This is a safe, effective procedure applied over one million times each day by doctors of chiropractic in the United States alone.
- D. A thorough chiropractic examination and evaluation is part of the standard chiropractic procedure. The goal of this process is to identify any spinal health problems and chiropractic needs. If during this process, any condition or question outside the scope of chiropractic is identified, you will receive a prompt referral to an appropriate provider or specialist, according to the initial indications of need.
- E. Chiropractic does not seek to replace or compete with your medical, dental, or other type(s) of health professionals. They retain responsibility for care and management of medical conditions. We do not offer advice regarding treatment prescribed by others.
- F. Your compliance with care plans, home and self-care, etc., is essential to maximum healing and optimal health through chiropractic.
- G. We invite you to speak frankly to the doctor on any matter related to your care at this facility, its nature, duration, or cost, in what we work to maintain as a supporting, open environment.

- By my signature below, I have read and fully understand the above statements.

(Signature)

(Date)

Notice of Privacy Practices Acknowledgement

I understand that I have certain rights of privacy regarding my protected health information, under the Health Insurance Portability & Accountability Act of 1996 (HIPPA). I understand that this information can and will be used to:

1. Conduct, plan, and direct my treatment and follow-up among the multiple healthcare providers who may be involved in that treatment directly and indirectly.
2. Obtain payment from third-party payers.
3. Conduct normal healthcare operations, such as quality assessments and physician's certifications.

I acknowledge that I may request your NOTICE OF PRIVACY PRACTICES containing a more complete description of the uses and disclosures of my health information. I also understand that I may request, in writing, that you restrict how my private information is used to disclose to carry out treatment, payment, or healthcare operation. I also understand you are not required to agree to my requested restrictions, but if you agree, then you are bound to abide by such restrictions.

(Signature)

(Date)

File #: _____

DOB: ___/___/_____

X-RAY AUTHORIZATION

AS YOUR HEALTHCARE PROVIDER, WE ARE LEGALLY RESPONSIBLE FOR YOUR CHIROPRACTIC RECORDS. WE MUST MAINTAIN A RECORD OF YOUR X-RAYS IN OUR FILES.

AT YOUR REQUEST, WE WILL PROVIDE YOU WITH A COPY OF YOUR X-RAYS IN OUR FILES.

THE FEE FOR COPYING YOUR X-RAYS IS \$15 PER VIEW AND WILL BE EMAILED. THIS FEE MUST BE PAID IN ADVANCED.

DIGITAL X-RAYS ON CD WILL BE AVAILABLE WITHIN 72 HOURS OF PREPAYMENT ON ANY REGULAR PRACTICE HOURS DAY. **PLEASE NOTE:** X-RAYS ARE UTILIZED IN THIS OFFICE TO HELP LOCATE AND ANALYZE **VERTEBRAL SUBLUXATIONS**. CHIROPRACTIC DOES NOT DIAGNOSE OR TREAT MEDICAL CONDITIONS; HOWEVER, IF ANY ABNORMALITIES ARE FOUND, WE WILL BRING IT TO YOUR ATTENTION SO THAT YOU CAN SEEK PROPER MEDICAL ADVICE.

BY SIGNING BELOW YOU ARE AGREEING TO THE ABOVE TERMS AND CONDITIONS.

PRINT YOUR NAME HERE

DATE

SIGNATURE

DATE OF BIRTH

FEMALE PRACTICE MEMBERS ONLY: TO THE BEST OF MY KNOWLEDGE, I BELIEVE I AM NOT PREGNANT AT THE TIME THE X-RAYS ARE TAKEN AT RESTORATION CHIROPRACTIC.

SIGNATURE

DATE

DO NOT WRITE BELOW THIS LINE • DO NOT WRITE BELOW THIS LINE • DO NOT WRITE BELOW THIS LINE

Sex: M F

<input type="checkbox"/> Lat Cervical <table style="width: 100%; border-collapse: collapse;"> <tr><td>CM</td><td>Kvp</td><td>Time</td><td>MAS</td></tr> <tr><td><input type="checkbox"/>10-11</td><td><input type="checkbox"/>78</td><td><input type="checkbox"/>1/24</td><td>12.5</td></tr> <tr><td><input type="checkbox"/>12-13</td><td><input type="checkbox"/></td><td><input type="checkbox"/>1/20</td><td>15</td></tr> <tr><td><input type="checkbox"/>14-15</td><td><input type="checkbox"/></td><td><input type="checkbox"/>1/15</td><td>20</td></tr> <tr><td><input type="checkbox"/>16-17</td><td><input type="checkbox"/></td><td><input type="checkbox"/>1/10</td><td>30</td></tr> <tr><td></td><td></td><td><input type="checkbox"/>2/15</td><td>40</td></tr> </table> MA 300 SIZE 8X10	CM	Kvp	Time	MAS	<input type="checkbox"/> 10-11	<input type="checkbox"/> 78	<input type="checkbox"/> 1/24	12.5	<input type="checkbox"/> 12-13	<input type="checkbox"/>	<input type="checkbox"/> 1/20	15	<input type="checkbox"/> 14-15	<input type="checkbox"/>	<input type="checkbox"/> 1/15	20	<input type="checkbox"/> 16-17	<input type="checkbox"/>	<input type="checkbox"/> 1/10	30			<input type="checkbox"/> 2/15	40	<input type="checkbox"/> Flex/Ext <table style="width: 100%; border-collapse: collapse;"> <tr><td>CM</td><td>Kvp</td><td>Time</td><td>MAS</td></tr> <tr><td><input type="checkbox"/>14-15</td><td><input type="checkbox"/>70</td><td><input type="checkbox"/>1/10</td><td>20</td></tr> <tr><td><input type="checkbox"/>16-17</td><td><input type="checkbox"/></td><td><input type="checkbox"/>2/15</td><td>30</td></tr> <tr><td><input type="checkbox"/>18-19</td><td><input type="checkbox"/></td><td><input type="checkbox"/>3/20</td><td>40</td></tr> <tr><td><input type="checkbox"/>20-21</td><td><input type="checkbox"/></td><td><input type="checkbox"/>2/10</td><td>50</td></tr> </table> MA 300 SIZE 8X10	CM	Kvp	Time	MAS	<input type="checkbox"/> 14-15	<input type="checkbox"/> 70	<input type="checkbox"/> 1/10	20	<input type="checkbox"/> 16-17	<input type="checkbox"/>	<input type="checkbox"/> 2/15	30	<input type="checkbox"/> 18-19	<input type="checkbox"/>	<input type="checkbox"/> 3/20	40	<input type="checkbox"/> 20-21	<input type="checkbox"/>	<input type="checkbox"/> 2/10	50	<input type="checkbox"/> Lower Cervical <table style="width: 100%; border-collapse: collapse;"> <tr><td>CM</td><td>Kvp</td><td>Time</td><td>MAS</td></tr> <tr><td><input type="checkbox"/>14-15</td><td><input type="checkbox"/>70</td><td><input type="checkbox"/>1/10</td><td>20</td></tr> <tr><td><input type="checkbox"/>16-17</td><td><input type="checkbox"/></td><td><input type="checkbox"/>2/15</td><td>30</td></tr> <tr><td><input type="checkbox"/>18-19</td><td><input type="checkbox"/></td><td><input type="checkbox"/>3/20</td><td>40</td></tr> <tr><td><input type="checkbox"/>20-21</td><td><input type="checkbox"/></td><td><input type="checkbox"/>2/10</td><td>50</td></tr> <tr><td><input type="checkbox"/>22-23</td><td></td><td></td><td></td></tr> </table> MA 300 SIZE 8X10	CM	Kvp	Time	MAS	<input type="checkbox"/> 14-15	<input type="checkbox"/> 70	<input type="checkbox"/> 1/10	20	<input type="checkbox"/> 16-17	<input type="checkbox"/>	<input type="checkbox"/> 2/15	30	<input type="checkbox"/> 18-19	<input type="checkbox"/>	<input type="checkbox"/> 3/20	40	<input type="checkbox"/> 20-21	<input type="checkbox"/>	<input type="checkbox"/> 2/10	50	<input type="checkbox"/> 22-23				<input type="checkbox"/> Lateral Thoracic <table style="width: 100%; border-collapse: collapse;"> <tr><td>CM</td><td>Kvp</td><td>Time</td><td>MAS</td></tr> <tr><td><input type="checkbox"/>22-23</td><td><input type="checkbox"/>80</td><td><input type="checkbox"/>1/15</td><td>20</td></tr> <tr><td><input type="checkbox"/>24-25</td><td><input type="checkbox"/></td><td><input type="checkbox"/>1/10</td><td>30</td></tr> <tr><td><input type="checkbox"/>26-27</td><td><input type="checkbox"/></td><td><input type="checkbox"/>2/15</td><td>40</td></tr> <tr><td><input type="checkbox"/>28-29</td><td><input type="checkbox"/></td><td><input type="checkbox"/>2/10</td><td>50</td></tr> <tr><td><input type="checkbox"/>30-31</td><td><input type="checkbox"/></td><td><input type="checkbox"/>1/4</td><td>75</td></tr> <tr><td><input type="checkbox"/>32-33</td><td><input type="checkbox"/></td><td><input type="checkbox"/>3/10</td><td>90</td></tr> <tr><td><input type="checkbox"/>34-35</td><td><input type="checkbox"/></td><td><input type="checkbox"/>2/5</td><td>120</td></tr> <tr><td><input type="checkbox"/>36-37</td><td><input type="checkbox"/></td><td><input type="checkbox"/>1/2</td><td>150</td></tr> </table> MA 300 SIZE 14X17	CM	Kvp	Time	MAS	<input type="checkbox"/> 22-23	<input type="checkbox"/> 80	<input type="checkbox"/> 1/15	20	<input type="checkbox"/> 24-25	<input type="checkbox"/>	<input type="checkbox"/> 1/10	30	<input type="checkbox"/> 26-27	<input type="checkbox"/>	<input type="checkbox"/> 2/15	40	<input type="checkbox"/> 28-29	<input type="checkbox"/>	<input type="checkbox"/> 2/10	50	<input type="checkbox"/> 30-31	<input type="checkbox"/>	<input type="checkbox"/> 1/4	75	<input type="checkbox"/> 32-33	<input type="checkbox"/>	<input type="checkbox"/> 3/10	90	<input type="checkbox"/> 34-35	<input type="checkbox"/>	<input type="checkbox"/> 2/5	120	<input type="checkbox"/> 36-37	<input type="checkbox"/>	<input type="checkbox"/> 1/2	150	<input type="checkbox"/> A-P Thoracic <table style="width: 100%; border-collapse: collapse;"> <tr><td>CM</td><td>Kvp</td><td>Time</td><td>MAS</td></tr> <tr><td><input type="checkbox"/>16-17</td><td><input type="checkbox"/>75</td><td><input type="checkbox"/>1/20</td><td>17</td></tr> <tr><td><input type="checkbox"/>18-19</td><td><input type="checkbox"/></td><td><input type="checkbox"/>1/15</td><td>22</td></tr> <tr><td><input type="checkbox"/>20-21</td><td><input type="checkbox"/></td><td><input type="checkbox"/>1/10</td><td>30</td></tr> <tr><td><input type="checkbox"/>22-23</td><td><input type="checkbox"/></td><td><input type="checkbox"/>2/15</td><td>40</td></tr> <tr><td><input type="checkbox"/>24-25</td><td><input type="checkbox"/></td><td><input type="checkbox"/>2/10</td><td>50</td></tr> <tr><td><input type="checkbox"/>26-27</td><td><input type="checkbox"/></td><td><input type="checkbox"/>1/4</td><td>75</td></tr> <tr><td><input type="checkbox"/>28-29</td><td><input type="checkbox"/></td><td><input type="checkbox"/>3/10</td><td>90</td></tr> <tr><td><input type="checkbox"/>30-31</td><td><input type="checkbox"/></td><td><input type="checkbox"/>2/5</td><td>120</td></tr> </table> MA 300 SIZE 14X17	CM	Kvp	Time	MAS	<input type="checkbox"/> 16-17	<input type="checkbox"/> 75	<input type="checkbox"/> 1/20	17	<input type="checkbox"/> 18-19	<input type="checkbox"/>	<input type="checkbox"/> 1/15	22	<input type="checkbox"/> 20-21	<input type="checkbox"/>	<input type="checkbox"/> 1/10	30	<input type="checkbox"/> 22-23	<input type="checkbox"/>	<input type="checkbox"/> 2/15	40	<input type="checkbox"/> 24-25	<input type="checkbox"/>	<input type="checkbox"/> 2/10	50	<input type="checkbox"/> 26-27	<input type="checkbox"/>	<input type="checkbox"/> 1/4	75	<input type="checkbox"/> 28-29	<input type="checkbox"/>	<input type="checkbox"/> 3/10	90	<input type="checkbox"/> 30-31	<input type="checkbox"/>	<input type="checkbox"/> 2/5	120
CM	Kvp	Time	MAS																																																																																																																																													
<input type="checkbox"/> 10-11	<input type="checkbox"/> 78	<input type="checkbox"/> 1/24	12.5																																																																																																																																													
<input type="checkbox"/> 12-13	<input type="checkbox"/>	<input type="checkbox"/> 1/20	15																																																																																																																																													
<input type="checkbox"/> 14-15	<input type="checkbox"/>	<input type="checkbox"/> 1/15	20																																																																																																																																													
<input type="checkbox"/> 16-17	<input type="checkbox"/>	<input type="checkbox"/> 1/10	30																																																																																																																																													
		<input type="checkbox"/> 2/15	40																																																																																																																																													
CM	Kvp	Time	MAS																																																																																																																																													
<input type="checkbox"/> 14-15	<input type="checkbox"/> 70	<input type="checkbox"/> 1/10	20																																																																																																																																													
<input type="checkbox"/> 16-17	<input type="checkbox"/>	<input type="checkbox"/> 2/15	30																																																																																																																																													
<input type="checkbox"/> 18-19	<input type="checkbox"/>	<input type="checkbox"/> 3/20	40																																																																																																																																													
<input type="checkbox"/> 20-21	<input type="checkbox"/>	<input type="checkbox"/> 2/10	50																																																																																																																																													
CM	Kvp	Time	MAS																																																																																																																																													
<input type="checkbox"/> 14-15	<input type="checkbox"/> 70	<input type="checkbox"/> 1/10	20																																																																																																																																													
<input type="checkbox"/> 16-17	<input type="checkbox"/>	<input type="checkbox"/> 2/15	30																																																																																																																																													
<input type="checkbox"/> 18-19	<input type="checkbox"/>	<input type="checkbox"/> 3/20	40																																																																																																																																													
<input type="checkbox"/> 20-21	<input type="checkbox"/>	<input type="checkbox"/> 2/10	50																																																																																																																																													
<input type="checkbox"/> 22-23																																																																																																																																																
CM	Kvp	Time	MAS																																																																																																																																													
<input type="checkbox"/> 22-23	<input type="checkbox"/> 80	<input type="checkbox"/> 1/15	20																																																																																																																																													
<input type="checkbox"/> 24-25	<input type="checkbox"/>	<input type="checkbox"/> 1/10	30																																																																																																																																													
<input type="checkbox"/> 26-27	<input type="checkbox"/>	<input type="checkbox"/> 2/15	40																																																																																																																																													
<input type="checkbox"/> 28-29	<input type="checkbox"/>	<input type="checkbox"/> 2/10	50																																																																																																																																													
<input type="checkbox"/> 30-31	<input type="checkbox"/>	<input type="checkbox"/> 1/4	75																																																																																																																																													
<input type="checkbox"/> 32-33	<input type="checkbox"/>	<input type="checkbox"/> 3/10	90																																																																																																																																													
<input type="checkbox"/> 34-35	<input type="checkbox"/>	<input type="checkbox"/> 2/5	120																																																																																																																																													
<input type="checkbox"/> 36-37	<input type="checkbox"/>	<input type="checkbox"/> 1/2	150																																																																																																																																													
CM	Kvp	Time	MAS																																																																																																																																													
<input type="checkbox"/> 16-17	<input type="checkbox"/> 75	<input type="checkbox"/> 1/20	17																																																																																																																																													
<input type="checkbox"/> 18-19	<input type="checkbox"/>	<input type="checkbox"/> 1/15	22																																																																																																																																													
<input type="checkbox"/> 20-21	<input type="checkbox"/>	<input type="checkbox"/> 1/10	30																																																																																																																																													
<input type="checkbox"/> 22-23	<input type="checkbox"/>	<input type="checkbox"/> 2/15	40																																																																																																																																													
<input type="checkbox"/> 24-25	<input type="checkbox"/>	<input type="checkbox"/> 2/10	50																																																																																																																																													
<input type="checkbox"/> 26-27	<input type="checkbox"/>	<input type="checkbox"/> 1/4	75																																																																																																																																													
<input type="checkbox"/> 28-29	<input type="checkbox"/>	<input type="checkbox"/> 3/10	90																																																																																																																																													
<input type="checkbox"/> 30-31	<input type="checkbox"/>	<input type="checkbox"/> 2/5	120																																																																																																																																													
<input type="checkbox"/> APOM <table style="width: 100%; border-collapse: collapse;"> <tr><td>CM</td><td>Kvp</td><td>Time</td><td>MAS</td></tr> <tr><td><input type="checkbox"/>14-15</td><td><input type="checkbox"/>70</td><td><input type="checkbox"/>1/10</td><td>20</td></tr> <tr><td><input type="checkbox"/>16-17</td><td><input type="checkbox"/></td><td><input type="checkbox"/>2/15</td><td>30</td></tr> <tr><td><input type="checkbox"/>18-19</td><td><input type="checkbox"/></td><td><input type="checkbox"/>3/20</td><td>40</td></tr> <tr><td><input type="checkbox"/>20-21</td><td><input type="checkbox"/></td><td><input type="checkbox"/>2/10</td><td>50</td></tr> <tr><td><input type="checkbox"/>22-23</td><td></td><td></td><td></td></tr> </table> MA 300 SIZE 8X10	CM	Kvp	Time	MAS	<input type="checkbox"/> 14-15	<input type="checkbox"/> 70	<input type="checkbox"/> 1/10	20	<input type="checkbox"/> 16-17	<input type="checkbox"/>	<input type="checkbox"/> 2/15	30	<input type="checkbox"/> 18-19	<input type="checkbox"/>	<input type="checkbox"/> 3/20	40	<input type="checkbox"/> 20-21	<input type="checkbox"/>	<input type="checkbox"/> 2/10	50	<input type="checkbox"/> 22-23				Other View _____ CM _____ Kvp _____ MAS _____ MA _____ Size _____	<input type="checkbox"/> Lateral Lumbar <table style="width: 100%; border-collapse: collapse;"> <tr><td>CM</td><td>Kvp</td><td>Time</td><td>MAS</td></tr> <tr><td><input type="checkbox"/>26-27</td><td><input type="checkbox"/>88</td><td><input type="checkbox"/>2/10</td><td>30</td></tr> <tr><td><input type="checkbox"/>28-29</td><td><input type="checkbox"/>90</td><td><input type="checkbox"/>1/4</td><td>40</td></tr> <tr><td><input type="checkbox"/>30-31</td><td><input type="checkbox"/>92</td><td><input type="checkbox"/>3/10</td><td>50</td></tr> <tr><td><input type="checkbox"/>32-33</td><td><input type="checkbox"/>94</td><td><input type="checkbox"/>2/5</td><td>70</td></tr> <tr><td><input type="checkbox"/>34-35</td><td><input type="checkbox"/>96</td><td><input type="checkbox"/>1/2</td><td>90</td></tr> <tr><td><input type="checkbox"/>36-37</td><td><input type="checkbox"/></td><td><input type="checkbox"/>3/5</td><td>120</td></tr> <tr><td><input type="checkbox"/>38-39</td><td><input type="checkbox"/></td><td><input type="checkbox"/>4/5</td><td>160</td></tr> <tr><td><input type="checkbox"/>40-41</td><td><input type="checkbox"/></td><td><input type="checkbox"/>1</td><td>200</td></tr> <tr><td><input type="checkbox"/>42-43</td><td><input type="checkbox"/></td><td><input type="checkbox"/>1 1/2</td><td></td></tr> </table> MA 200 SIZE 14X17	CM	Kvp	Time	MAS	<input type="checkbox"/> 26-27	<input type="checkbox"/> 88	<input type="checkbox"/> 2/10	30	<input type="checkbox"/> 28-29	<input type="checkbox"/> 90	<input type="checkbox"/> 1/4	40	<input type="checkbox"/> 30-31	<input type="checkbox"/> 92	<input type="checkbox"/> 3/10	50	<input type="checkbox"/> 32-33	<input type="checkbox"/> 94	<input type="checkbox"/> 2/5	70	<input type="checkbox"/> 34-35	<input type="checkbox"/> 96	<input type="checkbox"/> 1/2	90	<input type="checkbox"/> 36-37	<input type="checkbox"/>	<input type="checkbox"/> 3/5	120	<input type="checkbox"/> 38-39	<input type="checkbox"/>	<input type="checkbox"/> 4/5	160	<input type="checkbox"/> 40-41	<input type="checkbox"/>	<input type="checkbox"/> 1	200	<input type="checkbox"/> 42-43	<input type="checkbox"/>	<input type="checkbox"/> 1 1/2		<input type="checkbox"/> A-P Lumbar <table style="width: 100%; border-collapse: collapse;"> <tr><td>CM</td><td>Kvp</td><td>Time</td><td>MAS</td></tr> <tr><td><input type="checkbox"/>20-21</td><td><input type="checkbox"/>76</td><td><input type="checkbox"/>1/15</td><td>40</td></tr> <tr><td><input type="checkbox"/>22-23</td><td><input type="checkbox"/>78</td><td><input type="checkbox"/>1/10</td><td>50</td></tr> <tr><td><input type="checkbox"/>24-25</td><td><input type="checkbox"/>80</td><td><input type="checkbox"/>2/15</td><td>75</td></tr> <tr><td><input type="checkbox"/>26-27</td><td><input type="checkbox"/></td><td><input type="checkbox"/>2/10</td><td>90</td></tr> <tr><td><input type="checkbox"/>28-29</td><td><input type="checkbox"/></td><td><input type="checkbox"/>1/4</td><td>120</td></tr> <tr><td><input type="checkbox"/>30-31</td><td><input type="checkbox"/></td><td><input type="checkbox"/>3/10</td><td>150</td></tr> <tr><td><input type="checkbox"/>32-33</td><td><input type="checkbox"/></td><td><input type="checkbox"/>2/5</td><td>120</td></tr> <tr><td><input type="checkbox"/>34-35</td><td><input type="checkbox"/></td><td><input type="checkbox"/>1/2</td><td>170</td></tr> <tr><td><input type="checkbox"/>36-37</td><td><input type="checkbox"/></td><td><input type="checkbox"/>3/5</td><td>210</td></tr> <tr><td><input type="checkbox"/>38-39</td><td><input type="checkbox"/></td><td><input type="checkbox"/>4/5</td><td></td></tr> <tr><td><input type="checkbox"/>40-41</td><td><input type="checkbox"/></td><td><input type="checkbox"/>1</td><td></td></tr> <tr><td><input type="checkbox"/>42-43</td><td><input type="checkbox"/></td><td><input type="checkbox"/>1 1/2</td><td></td></tr> </table> MA 300 SIZE 14X17	CM	Kvp	Time	MAS	<input type="checkbox"/> 20-21	<input type="checkbox"/> 76	<input type="checkbox"/> 1/15	40	<input type="checkbox"/> 22-23	<input type="checkbox"/> 78	<input type="checkbox"/> 1/10	50	<input type="checkbox"/> 24-25	<input type="checkbox"/> 80	<input type="checkbox"/> 2/15	75	<input type="checkbox"/> 26-27	<input type="checkbox"/>	<input type="checkbox"/> 2/10	90	<input type="checkbox"/> 28-29	<input type="checkbox"/>	<input type="checkbox"/> 1/4	120	<input type="checkbox"/> 30-31	<input type="checkbox"/>	<input type="checkbox"/> 3/10	150	<input type="checkbox"/> 32-33	<input type="checkbox"/>	<input type="checkbox"/> 2/5	120	<input type="checkbox"/> 34-35	<input type="checkbox"/>	<input type="checkbox"/> 1/2	170	<input type="checkbox"/> 36-37	<input type="checkbox"/>	<input type="checkbox"/> 3/5	210	<input type="checkbox"/> 38-39	<input type="checkbox"/>	<input type="checkbox"/> 4/5		<input type="checkbox"/> 40-41	<input type="checkbox"/>	<input type="checkbox"/> 1		<input type="checkbox"/> 42-43	<input type="checkbox"/>	<input type="checkbox"/> 1 1/2																										
CM	Kvp	Time	MAS																																																																																																																																													
<input type="checkbox"/> 14-15	<input type="checkbox"/> 70	<input type="checkbox"/> 1/10	20																																																																																																																																													
<input type="checkbox"/> 16-17	<input type="checkbox"/>	<input type="checkbox"/> 2/15	30																																																																																																																																													
<input type="checkbox"/> 18-19	<input type="checkbox"/>	<input type="checkbox"/> 3/20	40																																																																																																																																													
<input type="checkbox"/> 20-21	<input type="checkbox"/>	<input type="checkbox"/> 2/10	50																																																																																																																																													
<input type="checkbox"/> 22-23																																																																																																																																																
CM	Kvp	Time	MAS																																																																																																																																													
<input type="checkbox"/> 26-27	<input type="checkbox"/> 88	<input type="checkbox"/> 2/10	30																																																																																																																																													
<input type="checkbox"/> 28-29	<input type="checkbox"/> 90	<input type="checkbox"/> 1/4	40																																																																																																																																													
<input type="checkbox"/> 30-31	<input type="checkbox"/> 92	<input type="checkbox"/> 3/10	50																																																																																																																																													
<input type="checkbox"/> 32-33	<input type="checkbox"/> 94	<input type="checkbox"/> 2/5	70																																																																																																																																													
<input type="checkbox"/> 34-35	<input type="checkbox"/> 96	<input type="checkbox"/> 1/2	90																																																																																																																																													
<input type="checkbox"/> 36-37	<input type="checkbox"/>	<input type="checkbox"/> 3/5	120																																																																																																																																													
<input type="checkbox"/> 38-39	<input type="checkbox"/>	<input type="checkbox"/> 4/5	160																																																																																																																																													
<input type="checkbox"/> 40-41	<input type="checkbox"/>	<input type="checkbox"/> 1	200																																																																																																																																													
<input type="checkbox"/> 42-43	<input type="checkbox"/>	<input type="checkbox"/> 1 1/2																																																																																																																																														
CM	Kvp	Time	MAS																																																																																																																																													
<input type="checkbox"/> 20-21	<input type="checkbox"/> 76	<input type="checkbox"/> 1/15	40																																																																																																																																													
<input type="checkbox"/> 22-23	<input type="checkbox"/> 78	<input type="checkbox"/> 1/10	50																																																																																																																																													
<input type="checkbox"/> 24-25	<input type="checkbox"/> 80	<input type="checkbox"/> 2/15	75																																																																																																																																													
<input type="checkbox"/> 26-27	<input type="checkbox"/>	<input type="checkbox"/> 2/10	90																																																																																																																																													
<input type="checkbox"/> 28-29	<input type="checkbox"/>	<input type="checkbox"/> 1/4	120																																																																																																																																													
<input type="checkbox"/> 30-31	<input type="checkbox"/>	<input type="checkbox"/> 3/10	150																																																																																																																																													
<input type="checkbox"/> 32-33	<input type="checkbox"/>	<input type="checkbox"/> 2/5	120																																																																																																																																													
<input type="checkbox"/> 34-35	<input type="checkbox"/>	<input type="checkbox"/> 1/2	170																																																																																																																																													
<input type="checkbox"/> 36-37	<input type="checkbox"/>	<input type="checkbox"/> 3/5	210																																																																																																																																													
<input type="checkbox"/> 38-39	<input type="checkbox"/>	<input type="checkbox"/> 4/5																																																																																																																																														
<input type="checkbox"/> 40-41	<input type="checkbox"/>	<input type="checkbox"/> 1																																																																																																																																														
<input type="checkbox"/> 42-43	<input type="checkbox"/>	<input type="checkbox"/> 1 1/2																																																																																																																																														

Notes: _____

FAMILY HEALTH HISTORY

THIS FORM IS TO ASSIST THE DOCTORS BY PROVIDING PAST HEALTH HISTORY INFORMATION FOR THEIR REVIEW.

PLEASE PRINT YOUR NAME HERE

DATE

CONDITION	SPOUSE	SON	DAUGHTER	MOTHER	FATHER
HEADACHES					
NECK PAIN					
JAW/TMJ PAIN					
SHOULDER PAIN					
BACK PAIN					
HIP/LEG PAIN					
ARTHRITIS/JOINT PAIN					
EAR INFECTIONS					
HEARING LOSS					
DIZZINESS					
LOSS OF ENERGY					
NERVOUSNESS					
BLURRED/DOUBLE VISION					
ANXIETY					
ADD/ADHD					
DEPRESSION					
ALLERGIES					
SINUS ISSUES					
THYROID PROBLEMS					
ASTHMA					
BREATHING PROBLEMS					
HEART PROBLEMS					
HIGH/LOW BLOOD PRESSURE					
STOMACH PROBLEMS					
BED WETTING					
INFERTILITY					
SCIATICA					
FIBROMYALGIA					
POOR POSTURE					
SLEEP PROBLEMS					
STROKE					
CANCER					
HEART DISEASE					
DIABETES					
ARTHRITIS					
ALZHEIMERS					